

Specification sheet LX 461

Siphonic parapet drains Series 79/88 RAINSTAR®

Main drainage

Siphonic flow

Silent Power

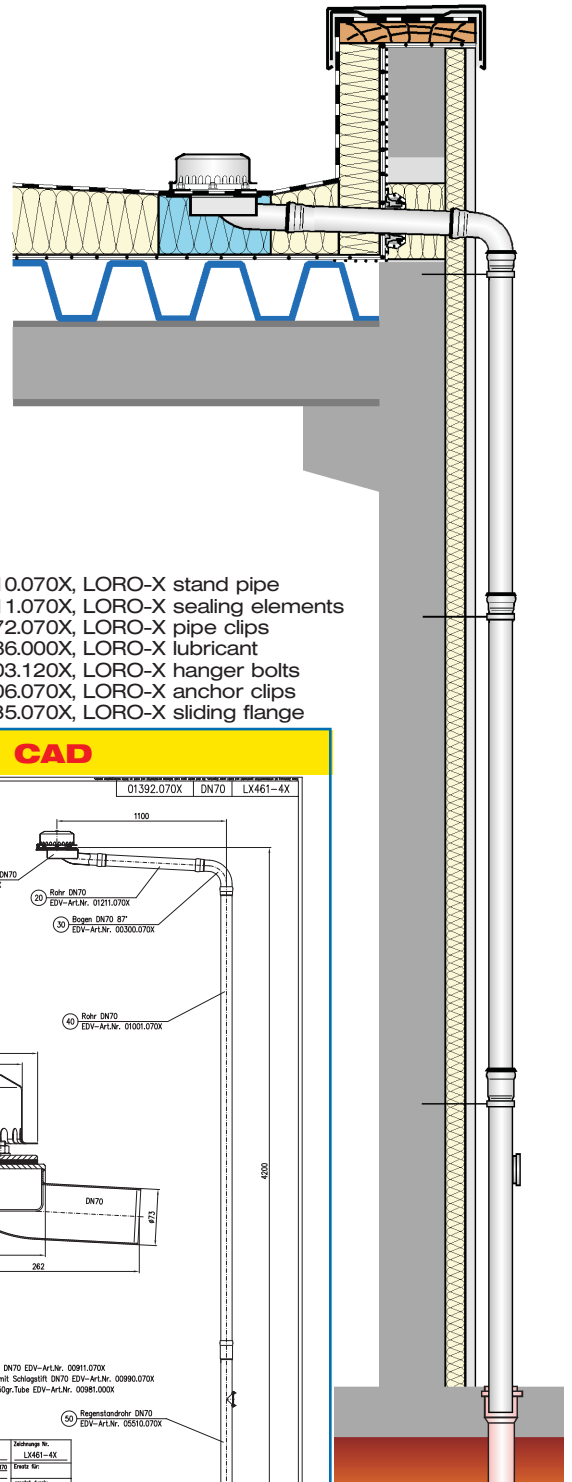
Discharge rate:	13,2 l/sec
Water height:	55 mm
Roof penetration:	92 mm
Diameter:	DN 70
LX-Number:	LX 461
Weir height:	0 mm
Drain:	not ventilated
Downpipe:	not ventilated
Downpipe height:	min 4,2 m
Drainage:	in sewer
Flange form:	Clamping flange

LX 461 Piece list

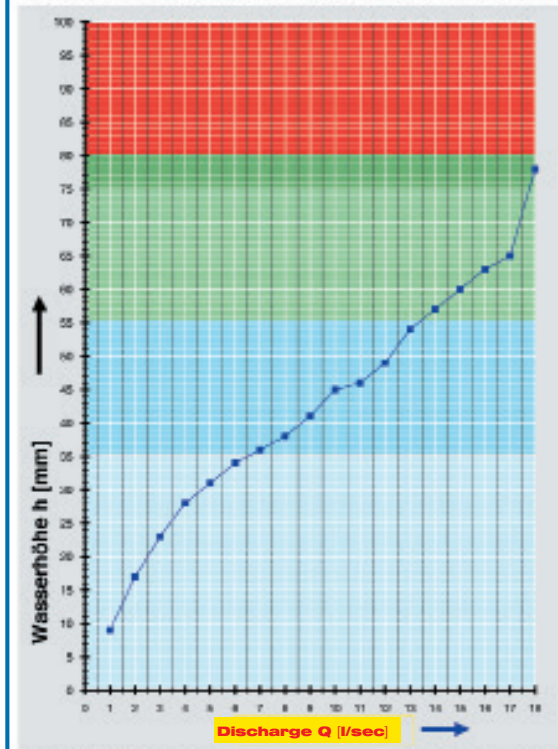
1 x Art.-No. choose drain on page two!

- 1 x Art.-No. 01384.000X, LORO-Thermal insulation box
- 1 x Art.-No. 01301.070X, LORO-X pipe with one socket
- 1 x Art.-No. 00350.070X, LORO-X bend
- 1 x Art.-No. 01101.070X, LORO-X pipe with one socket
- 1 x Art.-No. 01201.070X, LORO-X pipe with one socket

- 1 x Art.-No. 05510.070X, LORO-X stand pipe
- 5 x Art.-No. 00911.070X, LORO-X sealing elements
- 3 x Art.-No. 00972.070X, LORO-X pipe clips
- 1 x Art.-No. 00986.000X, LORO-X lubricant
- 3 x Art.-No. 09603.120X, LORO-X hanger bolts
- 2 x Art.-No. 00806.070X, LORO-X anchor clips
- 1 x Art.-No. 13235.070X, LORO-X sliding flange

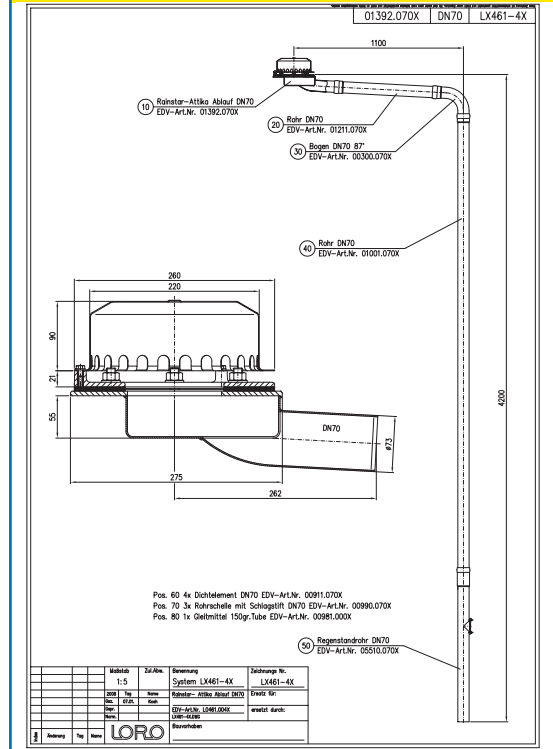


hQ - Head-Discharge curve



Systempower

CAD



Systemshape

Water height	mm	5	10	15	20	25	30	35	40	45	50	55	60	65	70	75	
Discharge	l/sec		1,1	1,7	2,5	3,4	4,6	6,5	8,6	10,0	12,1	13,2	15,0	17,0	17,3	17,6	
		Silent					Silent Power										

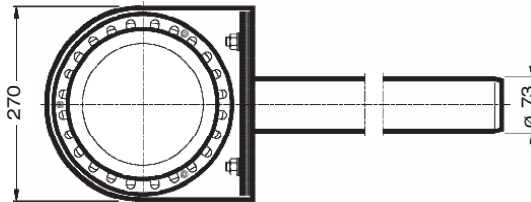
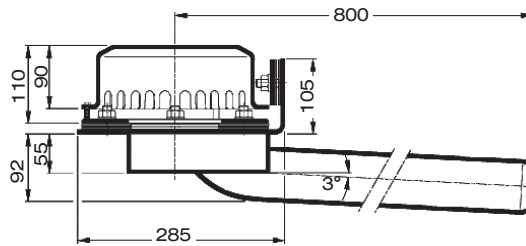
Choose drain for piece list on page one!

DN 70

LX461-1X

Drain Art.-No. 01382.070X
Weight: 6,0 kg

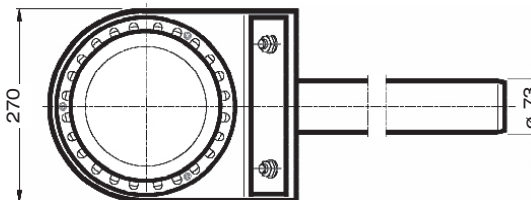
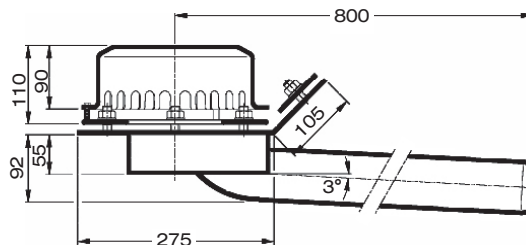
Series 79 (RC)
clamping flange 90°
for plastic roofing sheets



LX461-2X

Drain Art.-No. 01380.0570X
Weight: 6,0 kg

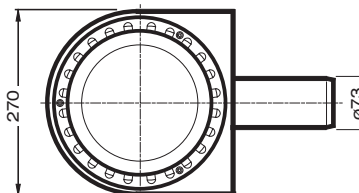
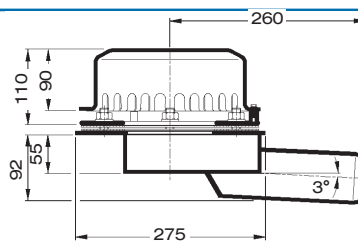
Series 79 (RC)
clamping flange 45°
for bituminous roofing sheets



LX461-4X

Drain Art.-No. 01392.070X
Weight: 4,1 kg

Series 88
clamping flange
without raised edge
for bituminous and plastic
roofing sheets



Please note:

For drainage systems with siphonic flow it is vital that only LORO-X pipes and fittings in the combination as indicated are used. Mixture or exchange of system parts may result in lower discharge capacities! The height of the downpipe must be a min. 4.2m for the indicated capacity to be obtained. If roof drain and downpipe are fitted by different crews, then do follow the system setup acc. to the LX-data sheet at www.loro-x.com

Heat tracing: Lorowerk recommends to check all drains and pipes with regard to their frost-sensibility. Where necessary, these parts should be upgraded with heat tracing.